


## Chapter 1


# CREATE AND FORMAT WORKBOOKS



1.1	Starting Excel 2016	10
1.2	Modifying Worksheets	20
1.3	Data Entry Techniques	29
1.4	Filling Data Automatically	39
1.5	Filtering Data	52

## Chapter 2

# FORMULAS AND FUNCTIONS



2.1	Naming the Groups of Data	59
2.2	Using Array Formulas	64
2.3	Using Array Constants	70
2.4	Using Logical Functions	76

## Chapter 3

# MATH AND STATISTICAL FUNCTIONS



3.1	Using Math Functions	89
3.2	Using Statistical Functions	101
3.3	Averaging a Data Set	105
3.4	Analysing Linear Curve Fit	109
3.5	Statistical Analysis	116

## Chapter 4


# EXCEL CHARTS



4.1	Creating a Simple Chart	125
4.2	Formating Data Distribution	133
4.3	Plots with Multiple Axes	136
4.4	Add Trendlines in Charts	139
4.5	Fit with the Power Curve	143
4.6	The Running Average Curve	145

## Chapter 5

# WHAT-IF ANALYSIS



5.1	Computing with Goal Seek	149
5.2	Using Excel Solver	159
5.3	Solver for Optimization	163
5.4	Solver for Engineers	171
5.5	Solver for Business	174